

# Access to your Class on the eHW Website

## Getting to the eHW Site


To access eHW, click [HERE](#) or type <https://pfw.mobius.cloud/login/> in your Web Browser.

## Already Have an Account?

If you have already had previous access to Möbius, enter your email and password to login.

If you forgot your password, click on the words [Forgot your password.](#)

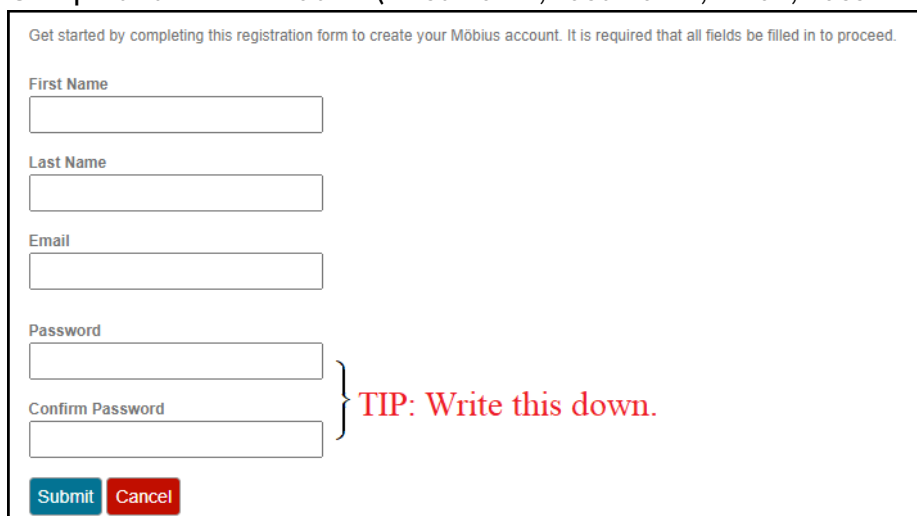

You will be prompted for the email for your account, to which a system generated password will be sent. Once you login again you can change it by clicking on your name in the top right corner and then click on **Password Update**.



## Need an Account?

If you have not already had previous access to Möbius, complete the following steps.

1. Click on "Create an account."
2. If necessary, accept the terms of use.
3. Complete the information (First Name, Last Name, Email, Password, Confirm Password).



Get started by completing this registration form to create your Möbius account. It is required that all fields be filled in to proceed.

First Name

Last Name

Email

Password

Confirm Password

**TIP: Write this down.**

4. Click or push **Submit**.
5. You will receive an email to the address you provided above. Confirm your email within 24 hours to complete the registration.

To access your section, push the button **Enroll in a Class**.

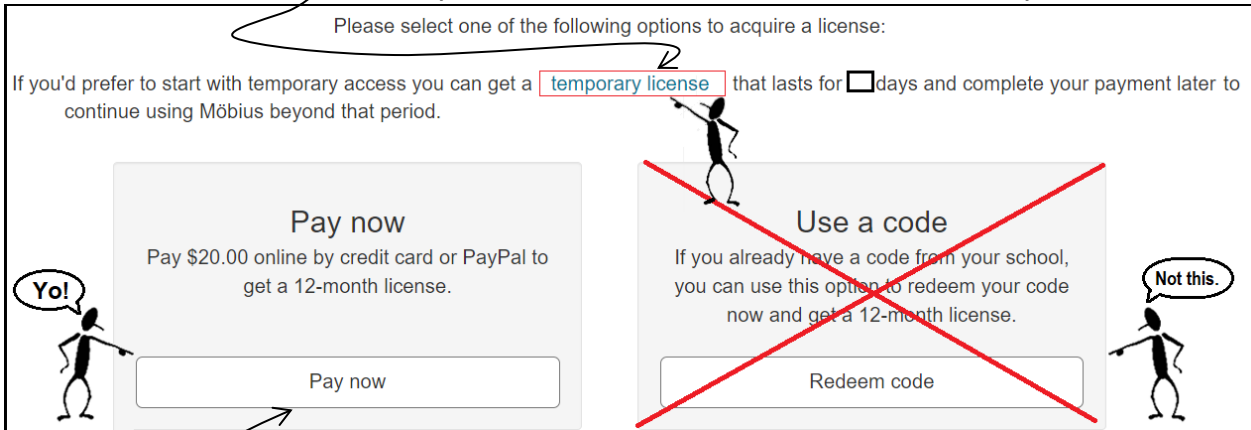
Please click on the button below to enroll in a class.

Enroll in a Class

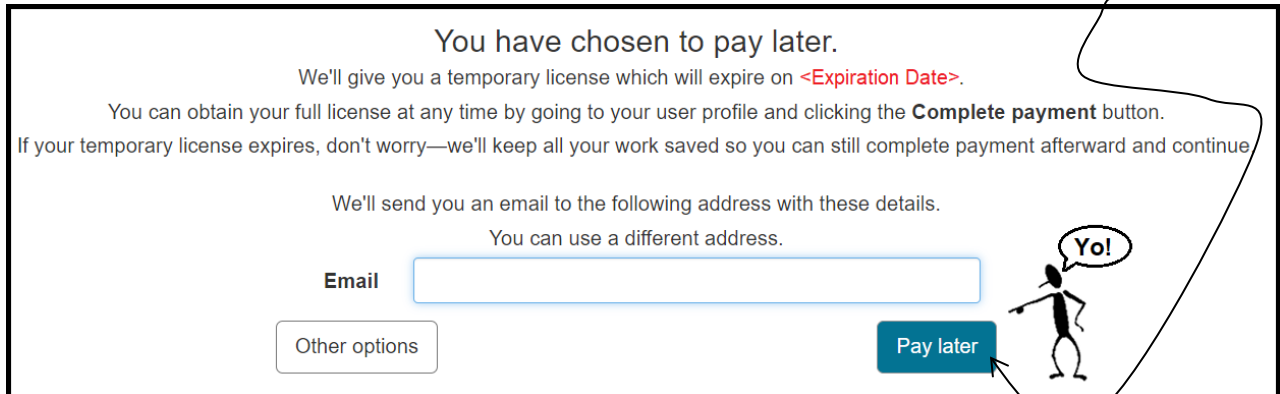
Select the course section, then push **Enroll**.

If you do not have a current license or your previous license expired, then once you login and complete the registration you will be presented with two possible choices.

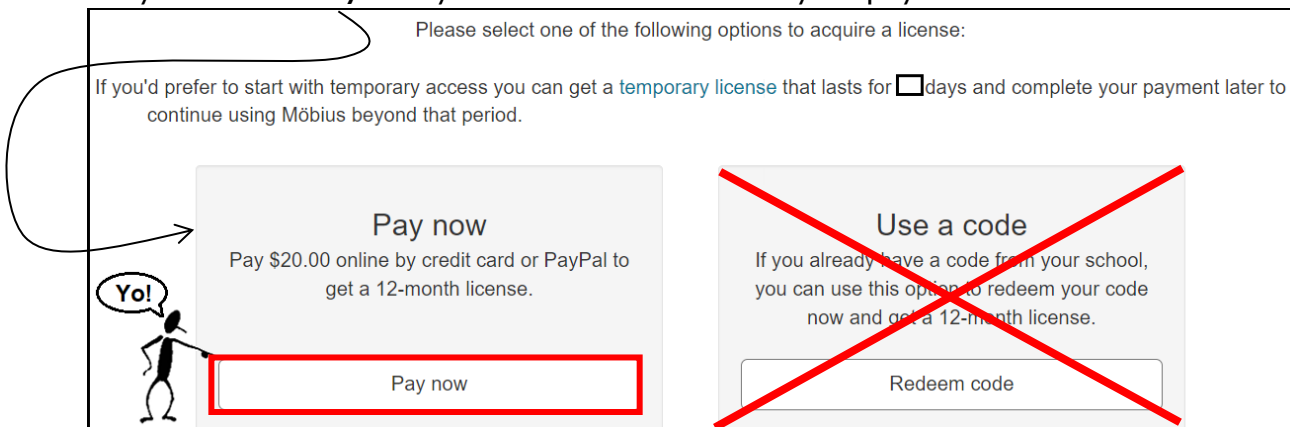
You can click on the link that says **temporary license** or the button that says **Pay Now**.



1. For a **Temporary License**, please enter your email address, and then click on **Pay later**.



2. If you click on **Pay now** you will be asked to enter your payment information.



After clicking **Pay now**, follow the prompts to select your country and select **Other** for your state. (Indiana is not listed. The ones that are listed will charge you more.)  
Click on one of the buttons to pay digitally through **PayPal** button or a **Debit or Credit Card**.

Purchase a license  
Price: \$20.00  
Expires: <One Year From Purchase Date>

Other options

Please enter your country of residence below:

Country: United States of America (the) ▾  
State: Other ▾

Choose one of the following payment options:

PayPal  
Debit or Credit Card

Powered by PayPal

When paying by Debit or Credit Card, please be extra careful your email address is correct.

Choose one of the following payment options:

Debit or Credit Card

Card number

Expires CSC

Billing address  ▾

First name Last name

ZIP code

Mobile +1

Email

By continuing, you confirm you're 18 years or older.

Pay Now

Please double check your email is correct!

## Troubleshooting – If the Purchase Is Unsuccessful

If you encounter errors, contact DigitalEd customer service at 1-833-450-2211 or email [support@digitaled.com](mailto:support@digitaled.com).

1. If you own a credit card and the purchase is not successful, call your credit card company. The credit card company may have stopped the purchase to protect you, thinking your card was stolen. Möbius is a purchase from Canada, so it is not unreasonable that this small purchase may be suspicious to them.
2. Most debit cards are accepted but a small number have been known to have issues. You may try to call customer service at 1-833-450-2211 to give them your card number over the phone. If you do not have a credit card, then you could
  - find someone who has a credit card and pay them cash to purchase the code on your behalf;
  - go to <http://www.paypal.com/> to set up a way to digitally transfer funds from a bank account.
3. In addition to contacting DigitalEd customer service at [support@digitaled.com](mailto:support@digitaled.com) or calling 1-833-450-2211, you can also email [ehwtechsupport@pfw.edu](mailto:ehwtechsupport@pfw.edu) and describe the problem.