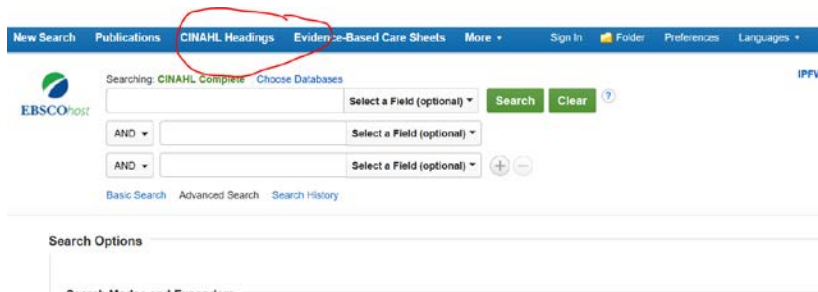
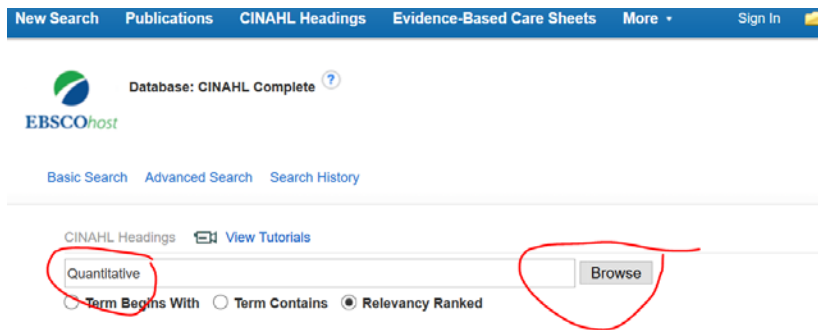


# Quantitative vs Qualitative in CINAHL

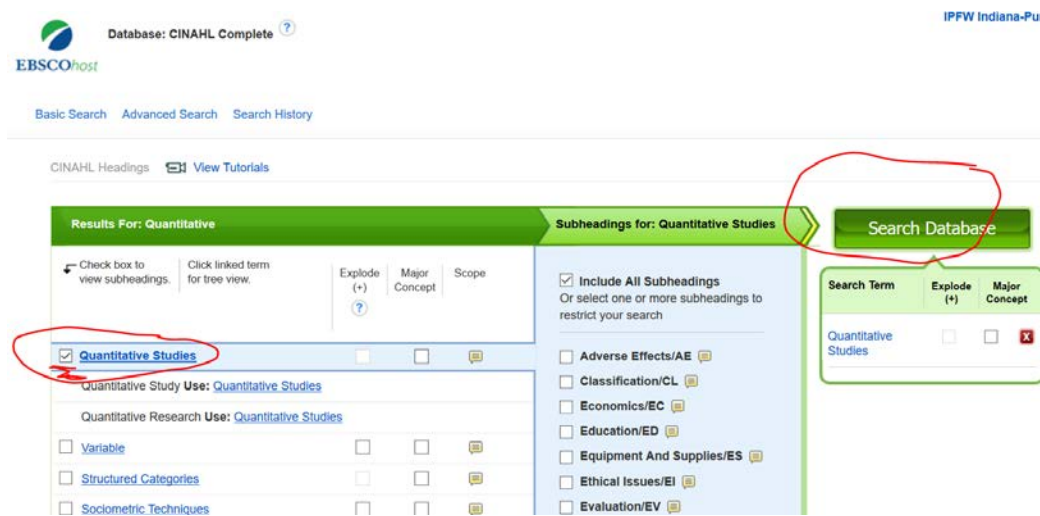
Step 1: Go to CINAHL and up to the CINAHL Headings



Step 2: Once in the headings, type in Quantitative and hit browse.



Step 3: Select quantitative studies out of the list by checking it on the left. Hit the green search button.



Step 4: This will pull up all the articles in CINAHL that are coded as quantitative. Put your topic keyword in the second box down and hit the search button. This will narrow within the results to just your topic.

Searching: CINAHL Complete | Choose Databases

(MH "Quantitative Studies") Select a Field (optional) Search Clear ?

AND YOUR TOPIC HERE Select a Field (optional)

AND Select a Field (optional) + -

Basic Search Advanced Search Search History ▶

Refine Results Search Results: 1 - 20 of 15,853 Re

Step 5: Qualitative works much the same but you need to check mark to the left AND hit the explode option.

Database: CINAHL Complete ? IPFW Indiana-Purdue

Basic Search Advanced Search Search History

CINAHL Headings View Tutorials

Results For: qualitative Search Database

Check box to view subheadings. Click linked term for tree view.

Excludes (+) Major Concept Scope

Qualitative Validity

Qualitative Studies

Validity Determination, Qualitative Use: Qualitative Validity

Search Term	Explode (+)	Major Concept
Qualitative Studies	<input checked="" type="checkbox"/>	<input type="checkbox"/>

Step 6: If for some reason you don't get enough results in CINAHL, MEDLINE works exactly the same except there is no quantitative heading – only a qualitative. So if you want to get only quantitative you have to run the qualitative heading and then use Not.

Example:

Searching: MEDLINE with Full Text | Choose Databases

hospital acquired infections Select a Field (optional) Search Clear ?

NOT (MH "Qualitative Research+") Select a Field (optional)

AND Select a Field (optional) + -

Basic Search Advanced Search Search History ▶

Refine Results Search Results: 1 - 20 of 3,121